



ITTEST

QUESTION & ANSWER

Guías de estudio precisos, Alta tasa de paso!



Ittest ofrece información actualizada de forma gratuita en un año!

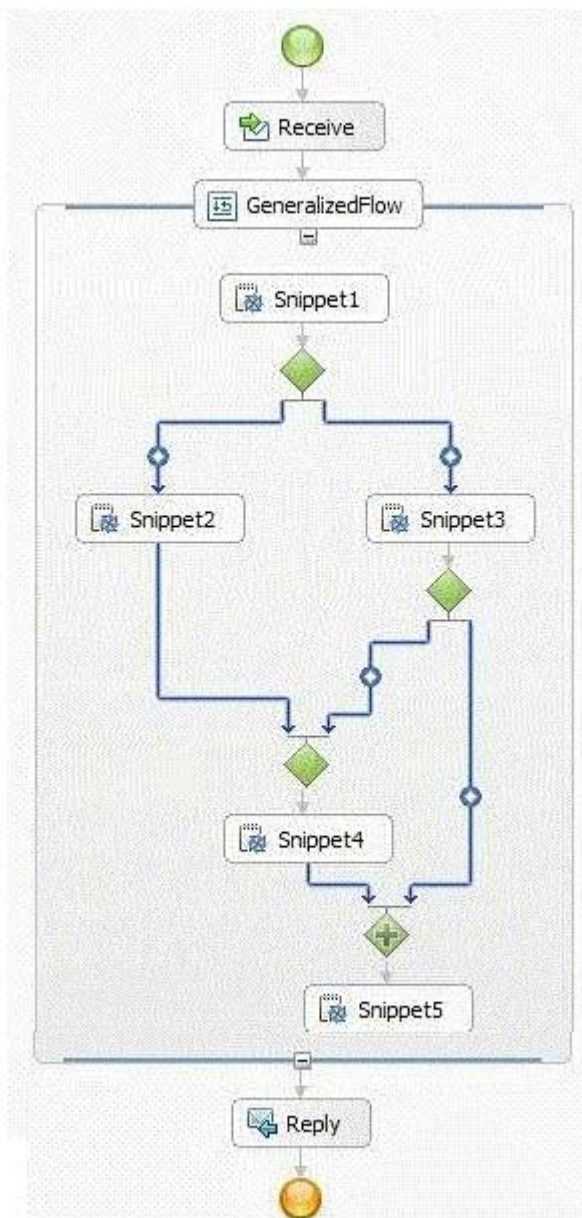
<http://www.ittest.es/>

Exam : 000-273

**Title : IBM Business Process
Manager Advanced V8.0
Integration Development**

Version : DEMO

1. An integration developer has configured a BPEL business process for a customer, as shown below:



What behavior will the integration developer observe when executing the flow?

- A. It is possible for both Snippet2 and Snippet3 to execute.
- B. The execution order of the links entering Snippet2 and Snippet3 has no impact on the process flow.
- C. The gateway leading into Snippet5 will cause an error because there is a deadlock in the process flow.
- D. The gateway leading into Snippet4 will cause an error because the link exiting Snippet2 has no condition.

Answer: C

2. An integration developer registers two Process Centers with each other and needs to share a child toolkit 'TK-Child' while preserving the dependency with its parent toolkit 'TK-Parent'. How should an integration developer accomplish this? Set Snapshot status of:

- A. TK-Child to 'New' and share it with other Process Centers
- B. TK-Child to 'Released' and share it with other Process Centers

- C.TK-Parent to 'Released', TK-Child to 'New' and share both toolkits with other Process Centers
D.TK-Parent to 'Released', TK-Child to 'Released' and share both toolkits with other Process Centers

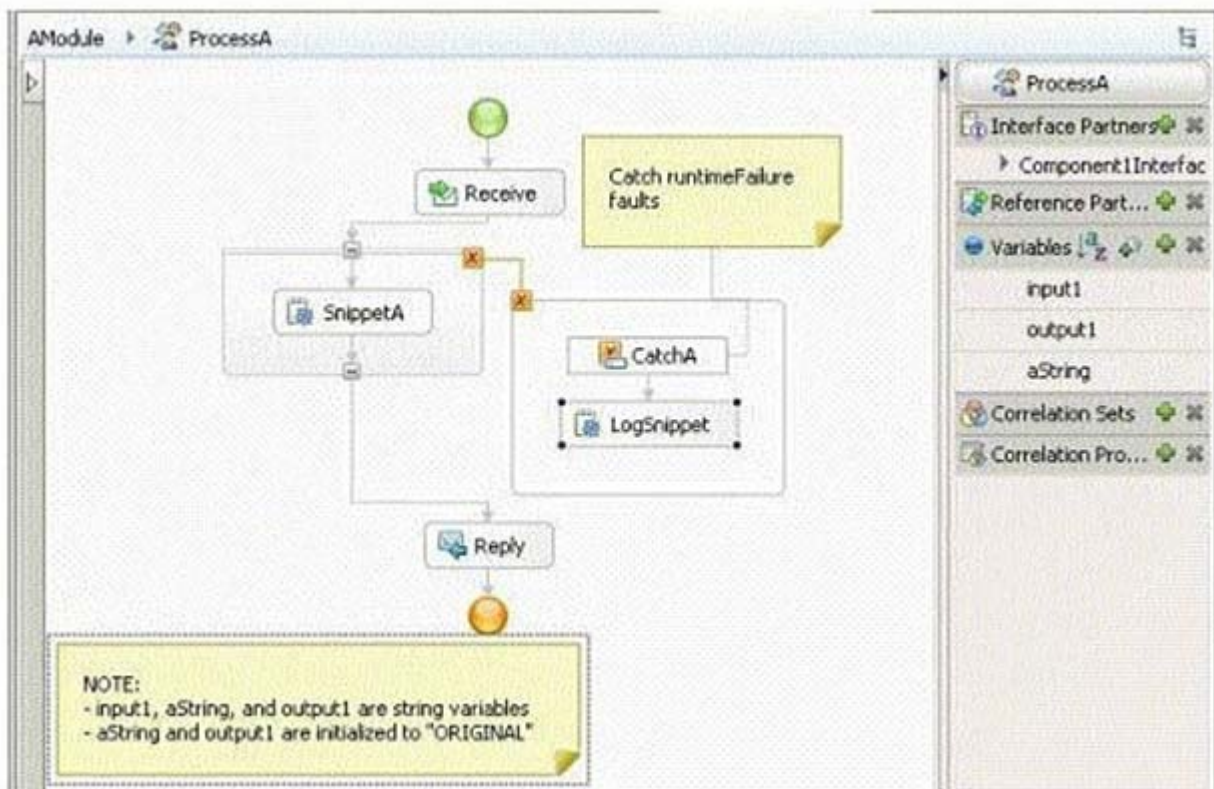
Answer: D

3.A client requires that a new BPEL process return a fault message to the requester in case the process does not complete correctly.The integration developer has added a fault handler to the process to catch all exceptions.How should the integration developer return the fault message?

- A.Use a throw activity of a business fault.
B.Use a reply activity using a standard fault.
C.Use a reply activity using a business fault defined in the interface.
D.Use a rethrow activity in the fault handler on the process scope using a fault defined in the interface.

Answer: C

4.An integration developer has implemented the business process shown in the exhibits below.



Task Flows Build Activities Properties Problems Server Logs Servers

Receive - Receive

Description Partner:* Component1Interface Browse...

Details Interface:* Component1Interface

Server Operation:* operation1

☒ Use data type variables mapping

	Name	Type	Store into Variable
Inputs	input1	string	input1

Global Event Settings

Snippet - SnippetA (SnippetA)

Description

Details

Server

Administration

Exit Condition

Performance

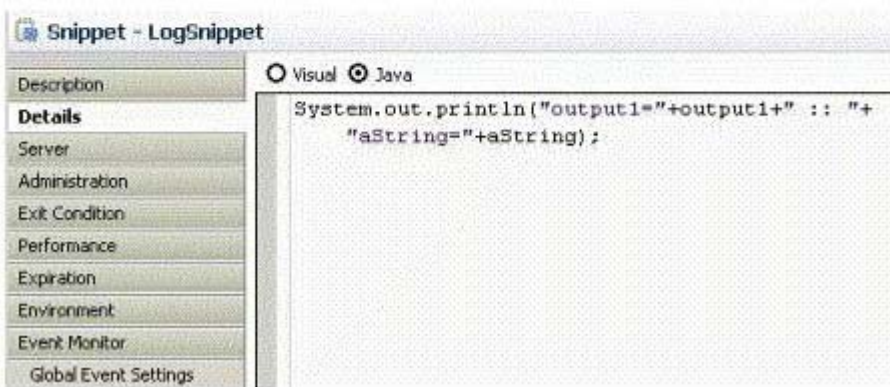
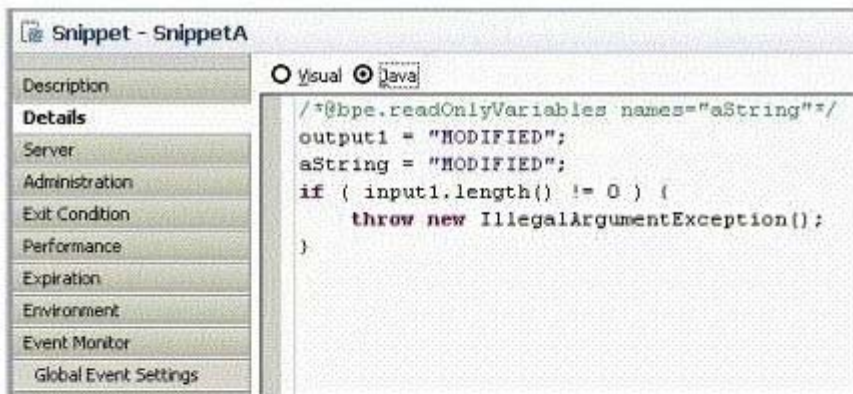
Expiration

Mark Read-Only Variables
Select the variables that are visible to this Java snippet as read-only variables. [M](#)

☐ output1

☒ aString

Select All Clear All



If the integration developer starts an instance of the ProcessA process with an input of "HELLO", which of the following strings will the LogSnippet snippet write to System.out? If the integration developer starts an instance of the ProcessA process with an input of "HELLO", which of the following strings will the LogSnippet snippet write to System.out? If the integration developer starts an instance of the ProcessA process with an input of "HELLO", which of the following strings will the LogSnippet snippet write to System.out?

- A.output1=ORIGINAL :: aString=ORIGINAL
- B.output1=ORIGINAL :: aString=MODIFIED
- C.output1=MODIFIED :: aString=ORIGINAL
- D.output1=MODIFIED :: aString=MODIFIED

Answer: C

5.An integration developer is planning to create a BPEL process to help with the management of customer requests.The developer is intending to use a short-running process for the implementation because it has been determined that the performance of the process is a high priority, but the process must also be able to compensate for changes to the customer's request.What approach should the integration developer take while implementing this process?

- A.Implement the short-running process as planned, but call the appropriate compensation activity from a fault handler in the process.
- B.Implement the short-running process as planned, but associate an undo-operation with the appropriate

invoke activity in the process.

C.Since compensation is not supported in short-running processes, implement a long-running process using compensation pairs.

D.Since compensation is not supported in short-running processes, use a compensation handler and a compensation pair together in the long-running process

Answer: B

6.An integration developer is planning to create a BPEL process which will invoke an external service.It was determined that the service will be required to run in its own transaction and will be invoked synchronously by the BPEL.The integration developer immediately configures an SCA import in the Assembly Diagram to satisfy these requirements, generates the skeleton BPEL process, and passes the project on to a colleague to complete the BPEL implementation.While completing the implementation of the BPEL, what must the integration developer's colleague consider in the configuration of the Invoke activity used for calling the external service?

A.No time should be spent on the transactional behavior attribute for the Invoke activity because the setting will be ignored for this service.

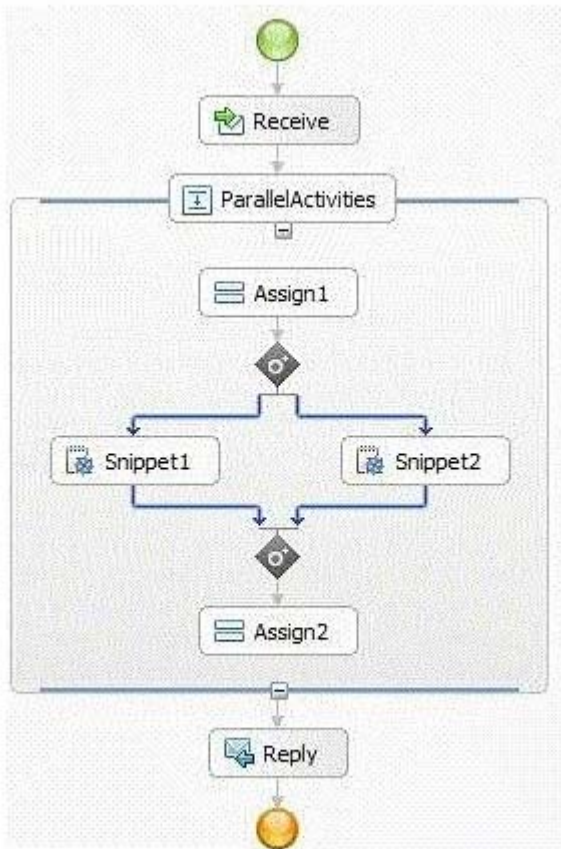
B.No time should be spent on the transactional behavior attribute for the Invoke activity because the behavior will be determined by the internal implementation of the service.

C.Great care should be taken when selecting a setting for the transactional behavior attribute for the Invoke activity in the BPEL because this behavior cannot be set in the Assembly diagram.

D.Great care should be taken when selecting a setting for the transactional behavior attribute of the Invoke activity because the settings made in the BPEL will override the settings previously made in the Assembly Diagram.

Answer: A

7.An integration developer has configured a BPEL business process for a customer, as shown below:



Assume that the transaction behavior of both snippets is Commit After. What behavior will the integration developer observe when executing the flow? Snippet1 and Snippet2 will run in:

- A. separate parallel transactions.
- B. separate sequential transactions.
- C. a single transaction separate from the transaction running Assign2.
- D. a single transaction separate from the transaction running Assign1.

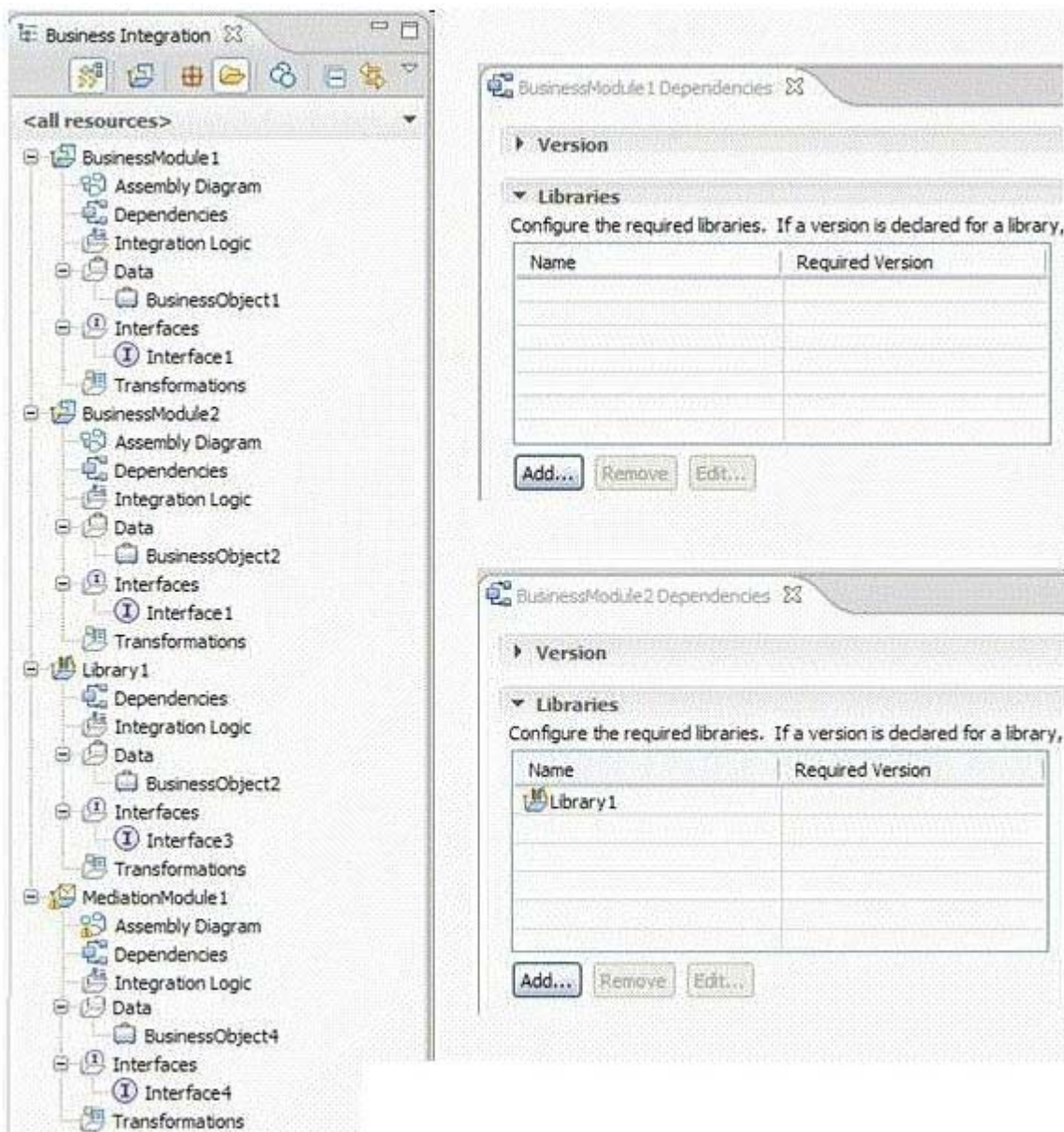
Answer: B

8. An integration developer needs to design a Web Services Description Language (WSDL) interface containing an operation that has an input of type Client. An existing WSDL file containing the Client data type has been imported into a library using IBM Integration Designer. The Client type cannot be used in the interface editor, although it is in the project data folder and shown by the Business Object Editor. Which option states why the integration developer sees this behavior?

- A. The XML schema for the Client data type is not available.
- B. The Client data type is in a different namespace than the new interface.
- C. The WSDL file must be in a separate project library and referenced by the library project.
- D. The Client data type was included in the WSDL file as an inline schema and was not extracted when imported.

Answer: D

9.An integration developer has begun a new project by organizing a business solution as shown below:



What should the integration developer take into account when continuing to develop the business solution?

The integration developer will be able to create a:

- A.BPEL process in Library1 using Interface3
- B.BPEL process in BusinessModule1 using Interface3
- C.mediation flow in MediationModule1 using Interface1
- D.mediation flow in BusinessModule2 using Interface3

Answer: D

10.Due to performance considerations, an integration developer needs to ensure the number of transactions in a long-running process are kept to a minimum.Which option does the integration

developer need to select for the transactional behavior setting of this activity?

- A.Participates
- B.Requires Own
- C.Commit After
- D.Commit Before

Answer: A