

ITTEST

QUESTION & ANSWER

Guías de estudio precisos, Alta tasa de paso!

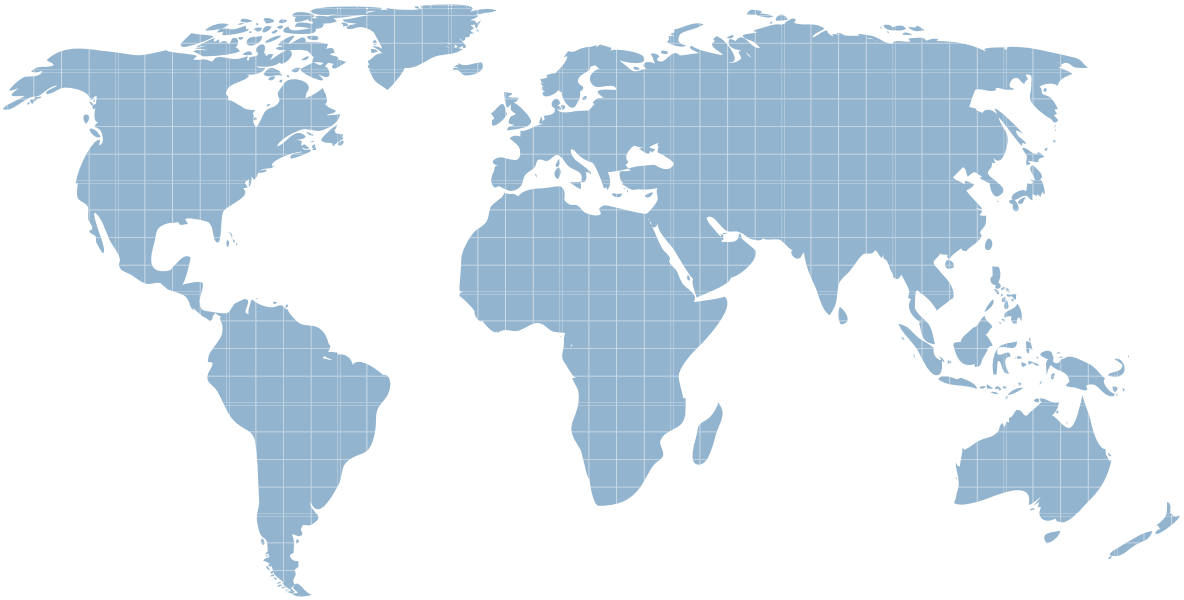

Ittest ofrece información actualizada de forma gratuita en un año!

http://www.ittest.es/

Exam : **070-331**

Title : Core Solutions of Microsoft SharePoint Server 2013

Version : DEMO

1.Topic 1, Large Company

Background
You are the SharePoint administrator for a large company. You are responsible for installing and configuring a multi-server SharePoint environment that will be used for information management and collaboration.
The company has an Active Directory Domain Services (AD DS) domain. User-specific contact information, including employee photos, is stored and managed in Active Directory. All employees are located in the Active Users organizational unit (OU).
The User Profile Synchronization service runs on a server named SERVER1.

Business Requirements
The SharePoint environment must meet the following business requirements:
- Ensure that users can connect to the portal by using the same URL from any location.
- Ensure that users can access corporate information from outside the network without using a VPN connection.
- Allow users to configure notifications for content changes.
- Allow users to follow content creators.
- Limit the number of sites and people each user can follow to 100.
- Allow content authors to upload documents, large image files, and large video files for consumption by internal and external users.
- Allow administrators to promote search query results across the entire company.
- Utilize My Sites to share content.
- Provide opportunities for social interaction.

Technical Requirements
You must meet the following technical requirements for the SharePoint environment:
- Do not exceed the minimum hardware specifications.
- Install the minimum supported versions of all software on the servers.
- Control the growth of storage utilization.
- Maximize existing content database usage before creating new content databases.
- Store large files on network attached storage (NAS).
- Ensure that all web applications, site collections, files, databases, and components stay within the supported limits.
- Configure the User Profile Synchronization service to import user profile data from Active Directory.
- Grant the User Profile service account the least permissions necessary to read data.
- Ensure that current and future SharePoint environments include the most recent software updates.
- Use predefined database naming conventions.
- Create individual user sites by using the https://contoso.com/personal/path.

You create a User Profile Synchronization connection. You need to grant the necessary permissions to the synchronization account.
What should you do?
A. Grant the account Full Control on the ActiveUsers OU.

B. Grant the account Full Control on the AuthenticatedUsers AD security group.
C. Grant the account Read permission on the domain.
D. Grant the account the Replicate Directory Changes permission on the domain.
Answer: D

2.HOTSPOT
You need to ensure that user-selected subscription content automatically appear on users' My Sites. Which configuration option should you choose? (To answer, select the appropriate option in the answer area.)

Answer:

Explanation:
* A user's individual site collection hosts the document library of the user's individual My Site. An individual site collection is created the first time that a user accesses the My Site.

3.You need to ensure that content authors can publish the specified files.
What should you do?
A. Create multiple authoring site collections. Create a site that contains lists, document libraries, and a Pages library. Create an asset library in a new site collection, and enable anonymous access to the library on the publishing web application.
B. Create multiple authoring site collections. Create a site that contains lists, document libraries, and a Pages library. Create an asset library in the authoring site collection, and enable anonymous access to the library on the authoring web application.
C. Create one authoring site collection. Create a site that contains multiple lists, document libraries, and Pages libraries. Create an asset library in a new site collection, and enable anonymous access to the library on the publishing web application.
D. Create multiple authoring site collections. Create a site that contains multiple lists, document libraries, and Pages libraries. Create an asset library in a new site collection, and enable anonymous access to the library on the publishing web application.
Answer: B

4.You need to import employee photos into SharePoint user profiles by using the least amount of administrative effort.
Which three actions should you perform? (Each correct answer presents part of the solution. Choose

three.)
A. Define a mapping for the thumbnailPhoto attribute of the Picture user profile property.
B. Run the Update-SPUserSolution Windows PowerShell cmdlet.
C. Run an incremental synchronization of the User Profile Synchronization service.
D. Run a full synchronization of the User Profile Synchronization service.
E. Run the Update-SPProfilePhotoStore Windows PowerShell cmdlet.
F. Define a mapping for the photo attribute of the Picture user profile property.
Answer: A, D, E
Explanation:
A: Step 3 below.
D: Step 5 below.
E: Step 6 below.
Note: Importing Images into SharePoint User Profiles My Sites
To make the user images that we have uploaded into the thumbnail Photo attribute in Active Directory available in SharePoint we will first need to map it to the Picture property in the User Profile Service Application.
Firstly you will need to go into the User Profile Service Application.
1. Central Admin > Application Management > Service Applications > Manage Service Applications > User Profile Service Application
2. Then you will need to go into the Manage User Properties section and edit the Picture property.
3. Next we will map the Active Directory property thumbnail Phototo the Picture property in SharePoint
4. Once the mapping has been applied the Manage User Propertiespage will look like this.
5. Now we will need to run a Full User Profile Synchronization job so that SharePoint can import the user images from Active Directory
Synchronization > Start Profile Synchronization > Start Full Synchronization
6. Lastly we will need to force SharePoint to update the User Profile Database – This will create the thumbnails that are used in My Sites and the User Profile Service.
This will need to be run in the SharePoint PowerShell Console with the appropriate My Site permissions.

```
# This will create thumbnails from the user profile images saved in the My Sites User Profile pictures library
Update-SPProfilePhotoStore -MysiteHostLocation http://mysites -CreateThumbnailsForImportedPhotos 1
```

Reference: IMPORTING USER PROFILE PICTURES INTO ACTIVE DIRECTORY, EXCHANGE 2010 & SHAREPOINT 2010 – COMPLETE GUIDE

5.DRAG DROP
You need to install the appropriate versions of Windows Server, Microsoft SQL Server, and Microsoft.NET Framework in the server environment.
Which operating system and applications should you install? (To answer, drag the appropriate operating systems and applications to the correct server layers in the answer area. Each operating system or application may be used once, more than once, or not at all. You may need to drag the split bar between panes or scroll to view content.)

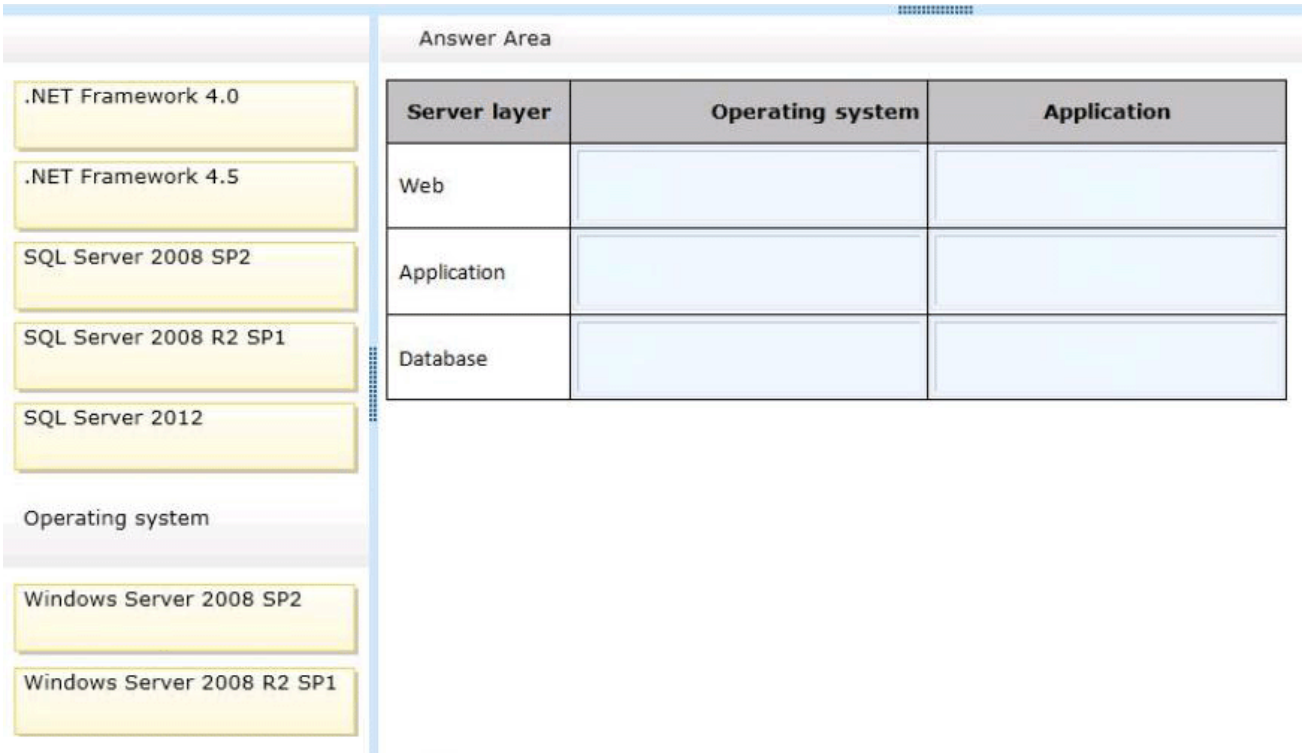

Answer:

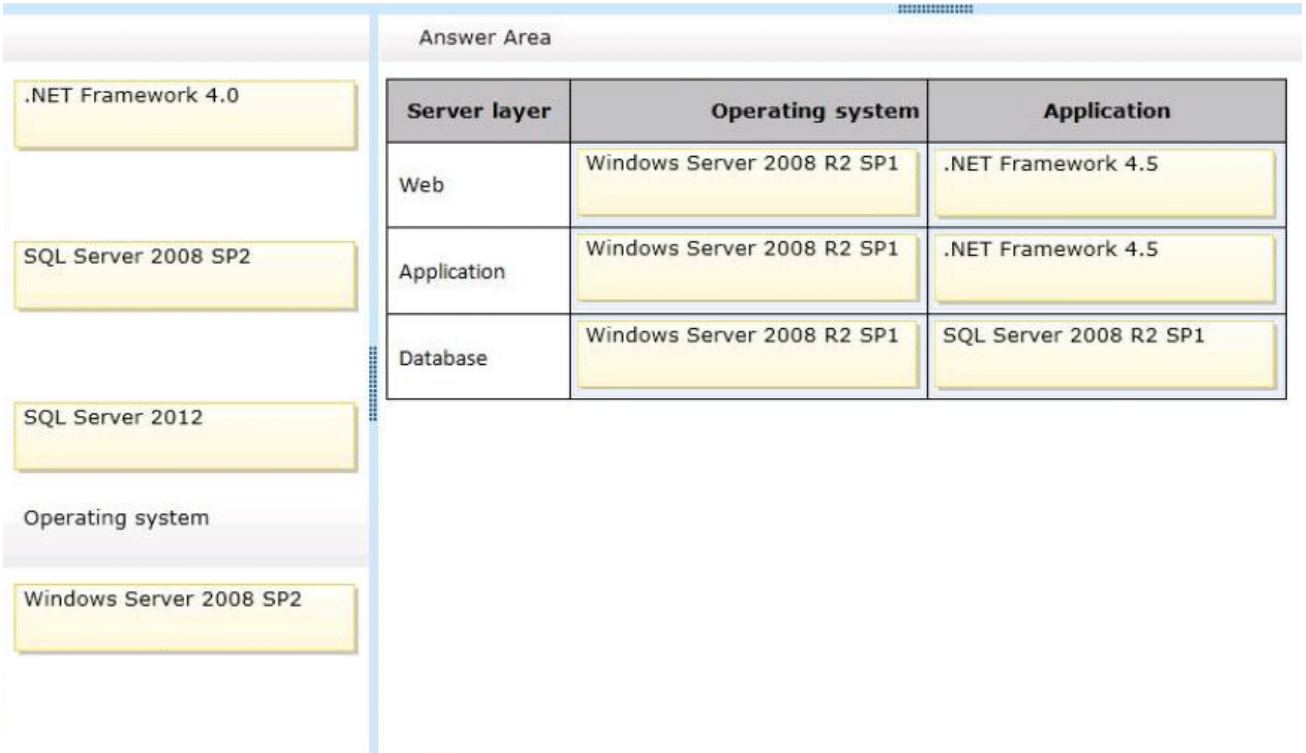

Explanation:

* From scenario: Install the minimum supported versions of all software on the servers.

* Minimum requirements for a single server with built-in database: include:

The 64-bit edition of Windows Server 2008 R2 Service Pack 1 (SP1) Standard, Enterprise, or Datacenter or the 64-bit edition of Windows Server 2012 Standard or Datacenter

Microsoft .NET Framework version 4.5

Microsoft SQL Server 2008 R2 SP1 -