



ITTEST

QUESTION & ANSWER

Guías de estudio precisos, Alta tasa de paso!



Ittest ofrece información actualizada de forma gratuita en un año!

<http://www.ittest.es/>

Exam : 070-745

**Title : Implementing a
Software-Defined
Datacenter**

Version : DEMO

1.Topic 1, Alpine Ski House

Background

General

Alpine Ski House is a global resort and retail company that has a main office in Toronto. The main office hosts the primary datacenter for the company.

The datacenter contains servers that run Windows Server 2012 R2 and Windows Server 2016. The environment contains Microsoft System Center Virtual Machine Manager (SCVMM) and System Center Configuration Manager (SCCM).

Network environment

The company uses Microsoft Azure with the Operations Management Suite (OMS). The following servers are deployed:

- Network Controller
- Nano Servers that run IIS
- Hyper-V host servers that run Windows Server 2012 R2
- SQL Server 2014

All existing virtual machines (VMs) are Generation 1 VMs that run Windows Server 2012 R2.

You have the following VM networks:

- one datacenter network named DCN1
- one management network named MGN1
- one tenant network named Network1 that is isolated in the SCVMM fabric
- five additional tenant networks for VMs

Business Requirements

The company has signed a license agreement with Microsoft to use all System Center products.

You plan to deploy a distributed System Center Operations Manager (SCOM) environment in the Toronto datacenter. The SCOM server must use an existing SQL Server instance. A dedicated SQL Server service account must be used for the SCOM installation.

Technical Requirements

Compute environment

The company plans to deploy 10 new servers that run Hyper-V in the Toronto datacenter. All new Hyper-V host servers must run Nano Server. You create a blank Nano Server VHD and store the image at the following location: F:\HyperVNano.vhd.

The compute environment has the following requirements:

- IIS Nano Servers must appear in the SCVMM console.
- All new Nano Servers must be managed by SCVMM when they are deployed.
- All new VMs must be deployed and shielded by using SCVMM templates.
- All VMs must support shielding.

Network environment

You create a certificate file named Cert.cer for Network Controller.

You must implement a software load balancer (SLB) by using SCVMM service templates. The SLB template has been named SLBTemplate.xml.

The network environment has the following requirements:

- Use the SvcAdmin local user account for all service templates.
- Configure firewall rules by using access control lists (ACLs).
- Configure specific network interfaces to use individual ACLs.

You need to ensure that the existing VMs meet the requirements.

What should you do?

- A. Modify the VM disks to Differencing.
- B. Upgrade the VM operating system to Windows Server 2016 Standard edition.
- C. Modify the VM configuration to Generation 2.
- D. Upgrade the VM operating system to Windows Server 2016 Datacenter edition.

Answer: D

2.You need to ensure that Network1 can communicate with other virtual networks.

What should you do?

- A. Configure logical switches for the VMs on Network1.
- B. Create an IP address pool for Network1.
- C. Create port profiles for the VMs on Network1.
- D. Configure a gateway in SCVMM.

Answer: D

3.You need to install SCOM.

Which SCOM component should you install first?

- A. Reporting server
- B. Web console
- C. Management server
- D. Operations console

Answer: C

4.DRAG DROP

You need to ensure that you can deploy the Hyper-V host servers.

How should you complete the Windows PowerShell commands? To answer, drag the appropriate Windows

PowerShell segments to the correct locations. Each Windows PowerShell segment may be used once, more

than once, or not at all. You may need to drag the split bar between panes or scroll to view content.

NOTE: Each correct selection is worth one point.

PowerShell segments	Answer Area
Install-PackageProvider	PowerShell segment -Name NanoServerPackage
Import-PackageProvider	PowerShell segment -Name NanoServerPackage
Install-NanoServerPackage	PowerShell segment -Name Microsoft-NanoServer-SCVMM-Package
Get-NanoServerPackage	
Import-Module	-Culture en-US -ToVhd "F:\HyperVNano.vhd"

Answer:



Install-PackageProvider	-Name NanoServerPackage
Import-PackageProvider	-Name NanoServerPackage
Install-NanoServerPackage	-Name Microsoft-NanoServer-SCVMM-Package
-Culture en-US -ToVhd "F:\HyperVNano.vhd"	



5.DRAG DROP

You need to configure the IIS Nano Servers.

Which three actions should you perform in sequence? To answer, move the appropriate actions from the list of actions to the answer area and arrange them in the correct order.

Actions	Answer Area
Restart the Nano Server.	
Run the Windows PowerShell cmdlet Install-NanoServerPackage.	
Copy the Nano Server packages to the Nano Server.	
Use the <code>dism</code> command on the Nano Server.	
Copy the Nano Server packages to the Hyper-V host.	

Answer:

Answer Area

Copy the Nano Server packages to the Nano Server.

Use the `dism` command on the Nano Server.

Restart the Nano Server.