



ITTEST

QUESTION & ANSWER

Guías de estudio precisos, Alta tasa de paso!



Ittest ofrece información actualizada de forma gratuita en un año!

<http://www.ittest.es/>

Exam : 1T6-511

**Title : Network Analysis &
Troubleshooting**

Version : DEMO

1. To save a trace file as a compressed file from the Sniffer you must use the extension:

- A. CAP
- B. zip
- C. enc
- D. caz

Answer: D

2. This is a screen from the Decode Summary window.

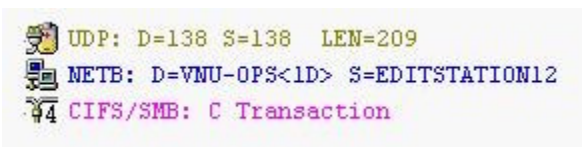
Source Address	Dest Address	Summary
001111195130	Broadcast	ARP: C PA=[192.168.0.26] PRO=IP
Dell 3BF149	001111195130	ARP: R PA=[192.168.0.26] HA=Dell 3BF149 PRO=IP
Cisco 32D494	Bridge_Group_Addr	BPDU: S: Pri=8000 Port=8022 Root: Pri=8000 Addr=00B06432D480 Cost=0
[192.168.0.1]	[192.168.0.26]	ICMP: Echo
[192.168.0.26]	[192.168.0.1]	ICMP: Echo reply
[192.168.0.1]	[192.168.0.26]	ICMP: Echo
[192.168.0.26]	[192.168.0.1]	ICMP: Echo reply

Which of the following statements is true for this capture?

- A. 192.168.0.1 initiated a ping
- B. 192.168.0.26 initiated a ping
- C. 192.168.0.26 has a MAC address of 001111195130
- D. 192.168.0.1 should not repeat the ICMP: Echo

Answer: A

3. This is the Detail window for this question.



Which of the following statements is true for this Decode Detail window?

- A. One of the UDP ports should be ephemeral
- B. UDP is the Station layer protocol
- C. NETB is the Connection layer protocol
- D. UDP is the Transport layer protocol

Answer: D

4. When troubleshooting a slow application, which of the following could be indicators of an application-specific problem?

- A. Commands with timely responses
- B. Large or full-size frames
- C. Long Delta times before each client request
- D. None of the above

Answer: D

5. This is the Decode Hex window for this question.

```

00000000: 00 11 11 19 51 30 00 10 a4 b8 90 f5 08 00 45 00 ....Q0..x,08..E.
00000010: 00 64 bf a2 40 00 80 06 8b c2 c0 a8 00 02 42 62 .d;c@0.€.<AA~..Bb
00000020: ac 22 3b b5 05 2e b7 8b 67 c7 46 94 2e 08 50 18 -";µ...<gCF~..P.
00000030: 44 70 5b 3d 00 00 3b 30 20 4c 4f 47 49 4e 20 74 Dp[=..;0 LOGIN t
00000040: 65 63 68 73 75 70 70 74 32 20 71 77 65 72 74 79 echsuppt2 qwerty
00000050: 20 31 37 34 30 20 31 20 31 35 35 37 37 32 20 71 1740 1 155772 q
00000060: 77 65 72 74 79 62 61 62 65 20 64 69 6e 67 64 6f wertybabe dingdo
00000070: 6e 67 ng
  
```

If you were going to create a Data Pattern filter on LOGIN it would be helpful to know that the letter is at offset _____.

A. 38

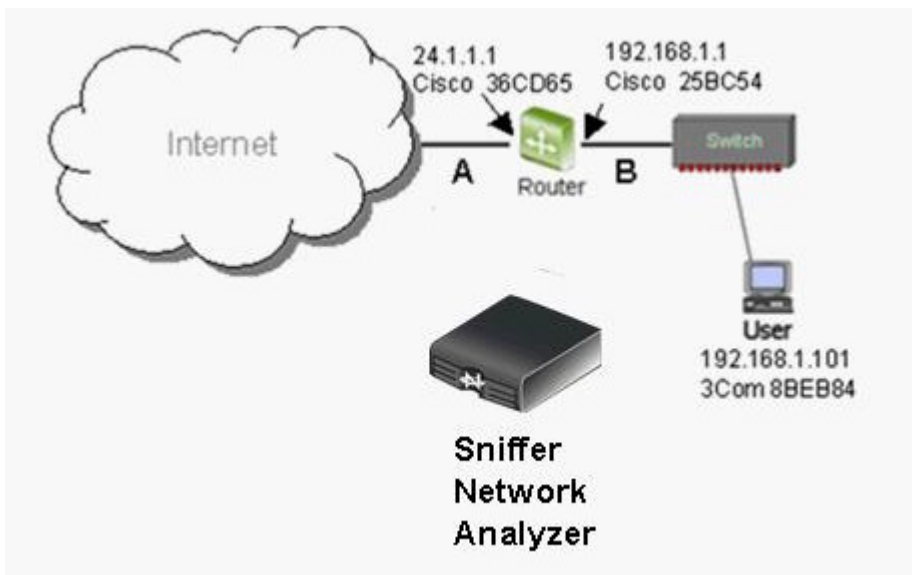
B. 39

C. 3A

D. 3B

Answer: B

6. This is the network map.



If a Sniffer Network Analyzer captured a frame at point A going from User to a server somewhere on the Internet, that frame would contain: (Choose all that apply.)

A. An IP destination address of 24.1.1.1

B. An IP destination address of the server

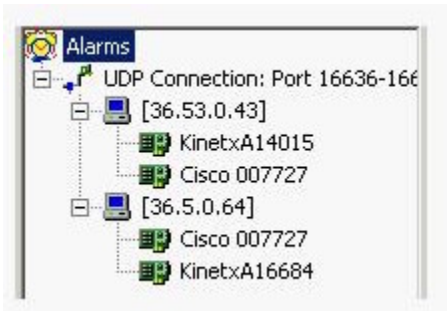
C. A DLC destination address of Cisco 36CD65

D. A DLC source address of Cisco 36CD65

E. An IP source address of 192.168.1.101

Answer: BDE

7. This is a screen from the Expert Objects detail.



Which of the following statements are true for this Object detail screen? (Choose all that apply.)

- A. This is the detail for a Duplicate IP Address alarm
- B. This is the detail for a Local Routing alarm
- C. KinetxA14015 is a robable Prouter
- D. This is the detail for a Window Exceeded alarm
- E. This is a connectionless Conversation

Answer: BE

8. The only frame type that contains a DLC Ethertype field is:

- A. Novell Law frame
- B. Ethernet version two
- C. 802.3 frame
- D. 802.3 with SNAP

Answer: B

9. Which of the following protocols are summarized when the Expert Overview pane and Station layer are selected?

- A. ARP, Ethernet, Cisco CDP
- B. ICMP, IP, IPX
- C. TCP, UDP
- D. NetBIOS, SMB

Answer: B

10. Which of the following best describes the function of the Transport layer of the OSI Reference Model?

- A. Packet framing
- B. Reports upper-layer errors
- C. Connection management
- D. Manages user sessions

Answer: C

11. OSI layer 4 is concerned with _____.

- A. ACKs and flow control working correctly

- B. Routing or frame delivery
- C. Connections working correctly
- D. Physical problems

Answer: A

12. The OSI Transport layer corresponds to the Expert _____ layer.

- A. Data Link
- B. Connection
- C. Session
- D. Network

Answer: B

13. Which of the following resources in the Sniffer is useful in identifying the endpoints in conversations in a captured trace?

- A. Expert DLC Layer Summary
- B. Pattern Match filter
- C. Matrix
- D. All of the above

Answer: C

14. A sound troubleshooting methodology includes as part of the process a focus on finding imbalances or errors.

- A. TRUE
- B. FALSE

Answer: A

15. Which of the following is recommended as part of the troubleshooting methodology?

- A. Use the Expert and Summary window first
- B. Use the Detail window first
- C. Use a top-down approach
- D. Use the Hex window first

Answer: A

16. The interframe spacing in Fast Ethernet is _____.

- A. 9.6 milliseconds
- B. 96.0 nanoseconds
- C. .96 microseconds
- D. .96 milliseconds

Answer: C

17. This is the Summary window for this question.

No.	Status	Source Address	Dest Address	Summary
29	[A]	[10.10.10.100]	[10.10.10.97]	TCP: D=80 S=4123 SYN SEQ=20653579 LEN=0 WIN=65535
30	[B]	[10.10.10.97]	[10.10.10.100]	TCP: D=4123 S=80 SYN ACK=20653580 SEQ=139386105 LEN=0 WIN=4128
31	[A]	[10.10.10.100]	[10.10.10.97]	TCP: D=80 S=4123 ACK=139386106 WIN=65535
32	[A]	[10.10.10.100]	[10.10.10.97]	HTTP: C Port=4123 GET /exec/show/device/portinfo/CR HTTP/1.1
33	[B]	[10.10.10.97]	[10.10.10.100]	HTTP: R Port=4123 HTTP/1.0 Status=Unauthorized
34	[A]	[10.10.10.100]	[10.10.10.97]	TCP: D=80 S=4123 FIN ACK=139386444 SEQ=20653754 LEN=0 WIN=65197
35	[A]	[10.10.10.100]	[10.10.10.97]	TCP: D=80 S=4124 SYN SEQ=20653603 LEN=0 WIN=65535
36	[B]	[10.10.10.97]	[10.10.10.100]	TCP: D=4123 S=80 ACK=20653755 WIN=3954
37	[B]	[10.10.10.97]	[10.10.10.100]	TCP: D=4124 S=80 SYN ACK=20653604 SEQ=3744768563 LEN=0 WIN=4128
38	[A]	[10.10.10.100]	[10.10.10.97]	TCP: D=80 S=4124 ACK=3744768564 WIN=65535
39	[A]	[10.10.10.100]	[10.10.10.97]	HTTP: C Port=4124 GET /exec/show/device/portinfo/CR HTTP/1.1
40	[B]	[10.10.10.97]	[10.10.10.100]	TCP: D=4123 S=80 FIN ACK=20653755 SEQ=139386444 LEN=0 WIN=3954
41	[A]	[10.10.10.100]	[10.10.10.97]	TCP: D=80 S=4123 ACK=139386445 WIN=65197
42	[B]	[10.10.10.97]	[10.10.10.100]	TCP: D=4124 S=80 ACK=20653825 WIN=3907

Which frames are part of the session close process in this example? (Choose all that apply.)

- A. 34
- B. 36
- C. 38
- D. 40
- E. 41

Answer: ABDE

18. In the Sniffer Expert interface, the Service layer objects relate to which layer of the OSI reference model?

- A. Application layer
- B. Presentation layer
- C. Session layer
- D. Transport layer

Answer: A

19. This is the Summary window for this question.

No.	St	Source Address	Dest Address	Summary	Delta Time
28		[192.168.0.1]	[192.168.0.26]	Telnet: C PORT=3043 IAC Won't Echo	0.000.413
29		[192.168.0.26]	[192.168.0.1]	Telnet: R PORT=3043 login:	0.000.246
30		[192.168.0.1]	[192.168.0.26]	Telnet: C PORT=3043 IAC Do Echo	0.000.061
31		[192.168.0.26]	[192.168.0.1]	TCP: D=3043 S=23 ACK=3877413358 WIN=	0.037.679
32		[192.168.0.1]	[192.168.0.26]	Telnet: C PORT=3043 u	1.226.999
33		[192.168.0.26]	[192.168.0.1]	TCP: D=3043 S=23 ACK=3877413359 WIN=	0.000.262
34		[192.168.0.26]	[192.168.0.1]	Telnet: R PORT=3043 u	0.000.279
35		[192.168.0.1]	[192.168.0.26]	Telnet: C PORT=3043 s	0.093.591
36		[192.168.0.26]	[192.168.0.1]	Telnet: R PORT=3043 s	0.000.434
37		[192.168.0.1]	[192.168.0.26]	Telnet: C PORT=3043 e	0.090.477
38		[192.168.0.26]	[192.168.0.1]	Telnet: R PORT=3043 e	0.000.532
39		[192.168.0.1]	[192.168.0.26]	Telnet: C PORT=3043 r	0.060.970
40		[192.168.0.26]	[192.168.0.1]	Telnet: R PORT=3043 r	0.000.432
41		[192.168.0.1]	[192.168.0.26]	TCP: D=23 S=3043 ACK=15813354 WIN=17	0.116.841
42		[192.168.0.1]	[192.168.0.26]	Telnet: C PORT=3043 2	0.725.625
43		[192.168.0.26]	[192.168.0.1]	Telnet: R PORT=3043 2	0.000.517
44		[192.168.0.1]	[192.168.0.26]	TCP: D=23 S=3043 ACK=15813355 WIN=17	0.179.068
45		[192.168.0.1]	[192.168.0.26]	Telnet: C PORT=3043 <OD>	1.439.456
46		[192.168.0.26]	[192.168.0.1]	Telnet: R PORT=3043 <OD0A>	0.000.529
47		[192.168.0.1]	[192.168.0.26]	TCP: D=23 S=3043 ACK=15813357 WIN=17	0.169.318
48		[192.168.0.26]	[192.168.0.1]	Telnet: R PORT=3043 Password:	0.000.268
49		[192.168.0.1]	[192.168.0.26]	TCP: D=23 S=3043 ACK=15813367 WIN=17	0.200.892
50		[192.168.0.1]	[192.168.0.26]	Telnet: C PORT=3043 p	1.061.153

Examine this capture closely. Which statement is true?

- A. This appears to be a normal Telnet session
- B. Telnet is a session layer protocol
- C. The delta times in frames 32, 45, and 50 would warrant investigation
- D. None of the above

Answer: A

20. This is the Summary window for this question.

No.	St	Source Address	Dest Address	Summary	Delta Time
28		[192.168.0.1]	[192.168.0.26]	Telnet: C PORT=3043 IAC Won't Echo	0.000.413
29		[192.168.0.26]	[192.168.0.1]	Telnet: R PORT=3043 login:	0.000.246
30		[192.168.0.1]	[192.168.0.26]	Telnet: C PORT=3043 IAC Do Echo	0.000.061
31		[192.168.0.26]	[192.168.0.1]	TCP: D=3043 S=23 ACK=3877413358 WIN=	0.037.679
32		[192.168.0.1]	[192.168.0.26]	Telnet: C PORT=3043 u	1.226.999
33		[192.168.0.26]	[192.168.0.1]	TCP: D=3043 S=23 ACK=3877413359 WIN=	0.000.262
34		[192.168.0.26]	[192.168.0.1]	Telnet: R PORT=3043 u	0.000.279
35		[192.168.0.1]	[192.168.0.26]	Telnet: C PORT=3043 s	0.093.591
36		[192.168.0.26]	[192.168.0.1]	Telnet: R PORT=3043 s	0.000.434
37		[192.168.0.1]	[192.168.0.26]	Telnet: C PORT=3043 e	0.090.477
38		[192.168.0.26]	[192.168.0.1]	Telnet: R PORT=3043 e	0.000.532
39		[192.168.0.1]	[192.168.0.26]	Telnet: C PORT=3043 r	0.060.970
40		[192.168.0.26]	[192.168.0.1]	Telnet: R PORT=3043 r	0.000.432
41		[192.168.0.1]	[192.168.0.26]	TCP: D=23 S=3043 ACK=15813354 WIN=17	0.116.841
42		[192.168.0.1]	[192.168.0.26]	Telnet: C PORT=3043 2	0.725.625
43		[192.168.0.26]	[192.168.0.1]	Telnet: R PORT=3043 2	0.000.517
44		[192.168.0.1]	[192.168.0.26]	TCP: D=23 S=3043 ACK=15813355 WIN=17	0.179.068
45		[192.168.0.1]	[192.168.0.26]	Telnet: C PORT=3043 <OD>	1.439.456
46		[192.168.0.26]	[192.168.0.1]	Telnet: R PORT=3043 <OD0A>	0.000.529
47		[192.168.0.1]	[192.168.0.26]	TCP: D=23 S=3043 ACK=15813357 WIN=17	0.169.318
48		[192.168.0.26]	[192.168.0.1]	Telnet: R PORT=3043 Password:	0.000.268
49		[192.168.0.1]	[192.168.0.26]	TCP: D=23 S=3043 ACK=15813367 WIN=17	0.200.892
50		[192.168.0.1]	[192.168.0.26]	Telnet: C PORT=3043 p	1.061.153

Examine this capture closely. Expert display is disabled. Which statement is true?

- A. Telnet is a session layer protocol
- B. The user at 192.168.0.1 would complain of slow response
- C. The delta times in frames 32, 45, and 50 would warrant investigation
- D. None of the above

Answer: D