

ITTEST

QUESTION & ANSWER

Guías de estudio precisos, Alta tasa de paso!

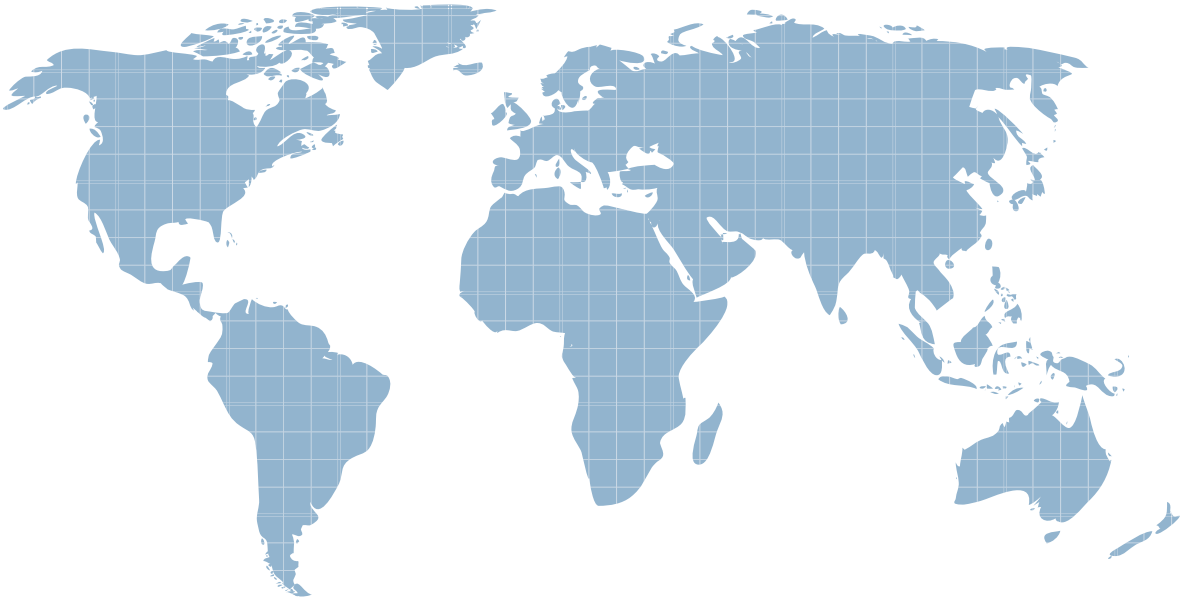

Ittest ofrece información actualizada de forma gratuita en un año!

http://www.ittest.es/

Exam : **9A0-035**

Title : Adobe Illustrator CS ACE Exam

Version : DEMO

1. Which Illustrator feature allows you to export Illustrator layers to HTML with absolute positioning and with the ability to overlap each other?

A. Slices

B. Guides

C. Symbols

D. CSS Layers
Answer: D

2. What should you do if you are creating graphics that will be used only on the Web?

A. work in RGB color mode

B. work in CMYK color mode

C. compress continuous-tone images with a broad range of subtle variations in brightness and hue with the GIF file format

D. use the JPEG file format to maintain high quality, vector images that will be used for creating animation frames on the Web
Answer: A

3. You have created artwork for the Web using your two company colors. Which format and settings from the Save for Web dialog box should you choose for optimization?

A. JPEG

B. PNG - 8

C. GIF; Web

D. GIF; selective
Answer: D

4. You have created a document that contains your company logo using spot colors and an imported photograph of your business location. This document will be used on your website home page so flexibility in choosing image compression is a prerequisite. Which file format should you choose?

A. GIF

B. PNG

C. SVG

D. JPEG

Answer: D

5. You are creating an SWF animation and want to reduce the size of your file. What should you do?

A. use Symbols

B. use Variables

C. choose Object > Blend > Expand

D. choose Object > Blend > Release
Answer: A

6. You want to place a high quality resolution independent graphic on your Web page. Which format would you choose?

A. SVG

B. EPS

C. PNG

D. JPEG
Answer: A

7. You are exporting artwork as an Illustrator Legacy file that is compatible with Illustrator 10. You have selected Embed All Fonts. Which statement is true when using the file on a system that does not have the original fonts?

A. The original fonts will display when the file is opened in Illustrator.

B. The original fonts will be rasterized when the file is opened in Illustrator.

C. The fonts will substitute when the file is placed in a page layout application.

D. The fonts will display and print properly when the file is placed in a page layout application.
Answer: D

8. You need to produce a document which will be compatible with an older application that only supports the Adobe Illustrator 8 file format. What should you do?

A. choose File > Save a Copy

B. choose File > Save As, then select Illustrator EPS

C. choose File > Export then select Illustrator Legacy EPS (eps)

D. choose File > Save As, then select Adobe Illustrator Document
Answer: C

9. Which is a benefit of exporting a file to Photoshop format (PSD)?

A. Layers may be preserved.

B. You can set the frame rate.

C. HTML code can be generated.

D. You can set image compression.
Answer: A

10. Which file format supports partial opacity when exporting an Adobe Illustrator document?

A. GIF

B. PSD

C. PICT

D. JPEG
Answer: B

11. Which file format allows you to create resolution-independent Web graphics that support JavaScript?

A. GIF

B. SVG

C. BMP

D. JPEG
Answer: B

12. You need to export an Adobe Illustrator file to a format that supports lossless compression, the display of images on the World Wide Web, 24-bit images, and transparent backgrounds. Which format provides these options?

A. GIF

B. PNG

C. WMF

D. JPEG
Answer: B

13. You have applied a Scatter brush to a path. The path is selected. What should you do to change the color of the brush objects?

A. double click the brush, set the Colorization Method to Tints and then select a fill color

B. double click the brush, set the Colorization Method to None and then select a fill color

C. double click the brush, set the Colorization Method to Tints and then select a stroke color

D. double click the brush, set the Colorization Method to None and then select a stroke color

Answer: C

14. Which transparency blend mode multiplies the inverse of the blend and base colors, always resulting in a lighter color?

A. Multiply

B. Screen

C. Lighten

D. Color Dodge
Answer: B

15. Which action can be used to update a symbol in the Symbols palette?

A. drag the modified symbol on top of the old symbol in the Symbols palette

B. click the Break Link button on the Symbols palette and edit the symbol in the artwork

C. Alt-drag (Windows) or Option-drag (Mac OS) the modified symbol on top of the old symbol in the Symbols palette

D. Ctrl-drag (Windows) or Command-drag (Mac OS) the modified symbol on top of the old symbol in the Symbols palette
Answer: C

16. Click the Exhibit button.You want to rotate the object by exactly 17 degrees around a specific reference point (marked by X in the exhibit.) What should you do?



A. double-click the rotate tool and enter an angle of 17

B. select the rotate tool, click where you want the reference point to be and use the Transform palette to rotate 17 degrees

C. select the rotate tool, double-click where you want the reference point to be, then enter an angle of 17 inthe Rotate dialog box

D. select the rotate tool, hold down Alt (Windows) or Option (Mac OS) and click where you want the reference point to be, then enter an angle of 17 in the Rotate dialog box
Answer: D

17. You use the selection tool to select an object, then switch to the zoom tool to increase the magnification of theselected object. Which command will temporarily switch you back to the selection tool?

A. Shift

B. Space bar

C. Alt (Windows) or Option (Mac OS)

D. Control (Windows) or Command (Mac OS)
Answer: D

18. Click the Exhibit button.Which would you choose to change Object A to Object B?



A. Effect > Stylize > Scribble

B. Filter > Distort > Pucker & Bloat

C. Filter > Stylize > Round Corners

D. Effect > Distort & Transform > Pucker & Bloat
Answer: D

19. What should you do to add a spot color to the Swatches palette?

A. Shift-drag a color to the Swatches palette

B. Option-drag a color to the Swatches palette C. Ctrl-drag (Windows) or Command-drag (Mac OS) a color to the Swatches palette

D. Ctrl+Shift-drag (Windows) or Command+Shift-drag (Mac OS) a color to the Swatches palette
Answer: C

20. You have placed a red object with 30% opacity on top of a blue object with 80% opacity. You use the Add to Shape Area shape mode in the Pathfinder palette to combine the two objects. What is the resulting object's color and opacity?

A. red with 30% opacity

B. red with 80% opacity

C. blue with 30% opacity

D. blue with 80% opacity
Answer: A

This document was created with Win2PDF available at http://www.win2pdf.com.
The unregistered version of Win2PDF is for evaluation or non-commercial use only.
This page will not be added after purchasing Win2PDF.