

ITTEST

QUESTION & ANSWER

Guías de estudio precisos, Alta tasa de paso!

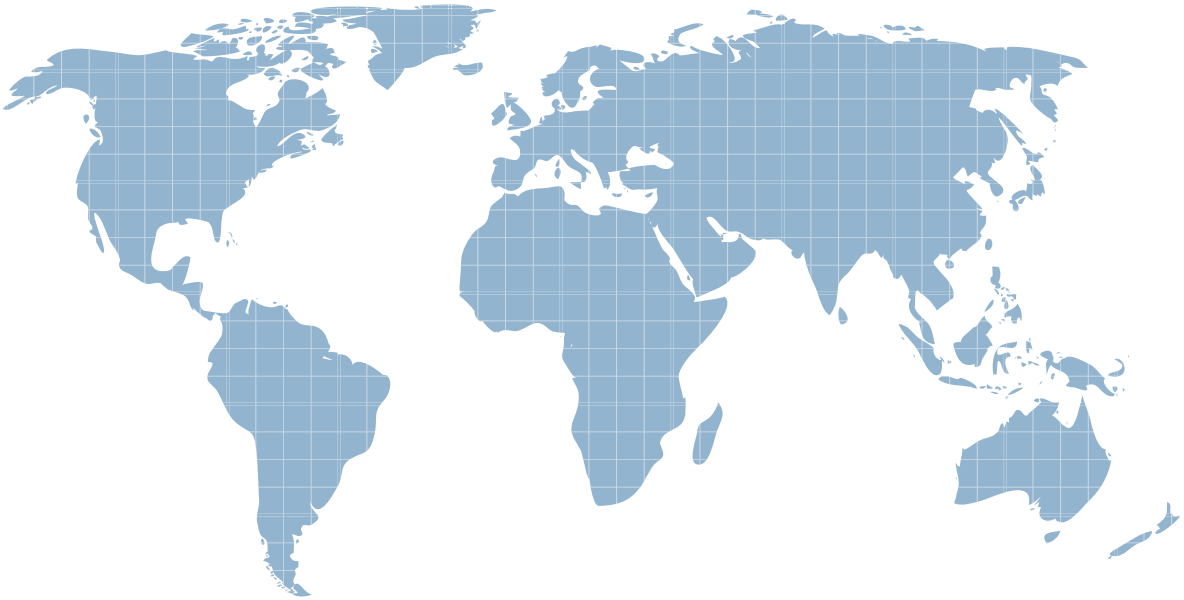

Ittest ofrece información actualizada de forma gratuita en un año!

http://www.ittest.es/

Exam : **HP0-M45**

Title : HP BSM Platform and End User Management 9.x Software

Version : Demo

1.The Health Indicator component displays details regarding the Health Indicators that are used to calculate and set the current status of a selected CI. Each Health Indicator's status and value are displayed. What are the categories into which Health Indicators displayed by the component are grouped?
A. Health Indicators that are impacted by KPIs and Health Indicators that are not impacted by any KPI calculation
B. Health Indicators that are used to calculate KPIs and Health Indicators that are not used in any KPI calculation
C. Health Indicators that are used to calculate CIs and Health Indicators that are not used in any CI calculation
D. Health Indicators that are used to calculate internal KPIs and Health Indicators that are used to calculate external KPIs
Answer: B

2.The colors displayed for a CI icon in Service Health represent a summary of interim status values for a predefined duration. What is the default duration.?
A. 60 seconds
B. 120 seconds
C. 300 seconds
D. 600 seconds
Answer: C

3.Which statements are true about Service Level Management Reports? (Select two.)
A. They show how well applications are behaving in comparison to the Service Health assigned KPIs.
B. They are custom reports, which are stored as part of the overall Service Report framework.
C. They show you how well actual service levels compare with business goals.
D. They give you a high-level view of the business and also early warning on potential problems.
E. They give you a high-level view of infrastructure performance only.
Answer: C,D

4.How are Service Level Management Reports created?
A. as offline reports running over aggregated data stored in the database
B. as online reports based on real-time data flowing into the BSM platform
C. as offline reports running over aggregated data stored in the database leveraging BPM and Real User Monitor data only
D. as online reports based on real-time data flowing into the BSM platform from SiteScope, BPM and Real User Monitor data
Answer: A

5.What information is stored in the BSM management database?
A. BSM Server names
B. changes of individual CIs
C. CI history
D. Business Process Insight information

Answer: A

6.Which component runs the BSM applications and receives data samples from the data collector?
A. Data Processing Server
B. Diagnostic Server
C. Real User Monitor
D. Gateway Server
Answer: D

7.In which ways can you run the BPM Setup? (Select two.)
A. menu-driven
B. silent
C. scripted
D. manual
Answer: B,D

8.Which component aggregates data and manages the RTSM?
A. Data Processing Server
B. Aggregation Server
C. Real User Monitor
D. Gateway Server
Answer: A

9.DRAG DROP
Click the Task button. Place the steps for creating a business application for BPM in the correct order.
Note: Some sub-tasks are omitted.

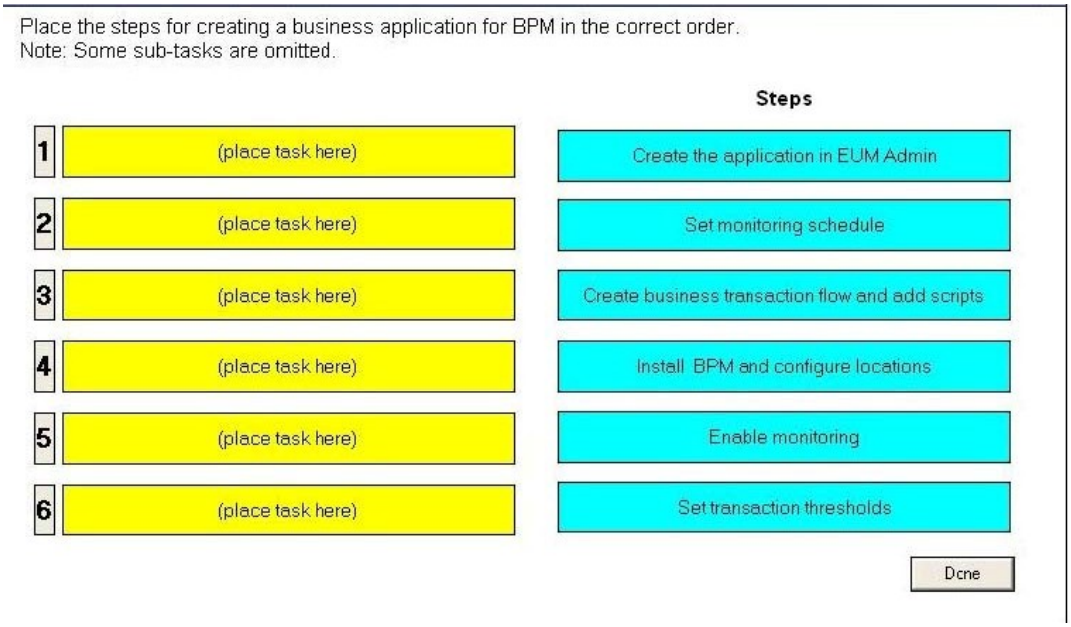

Answer:

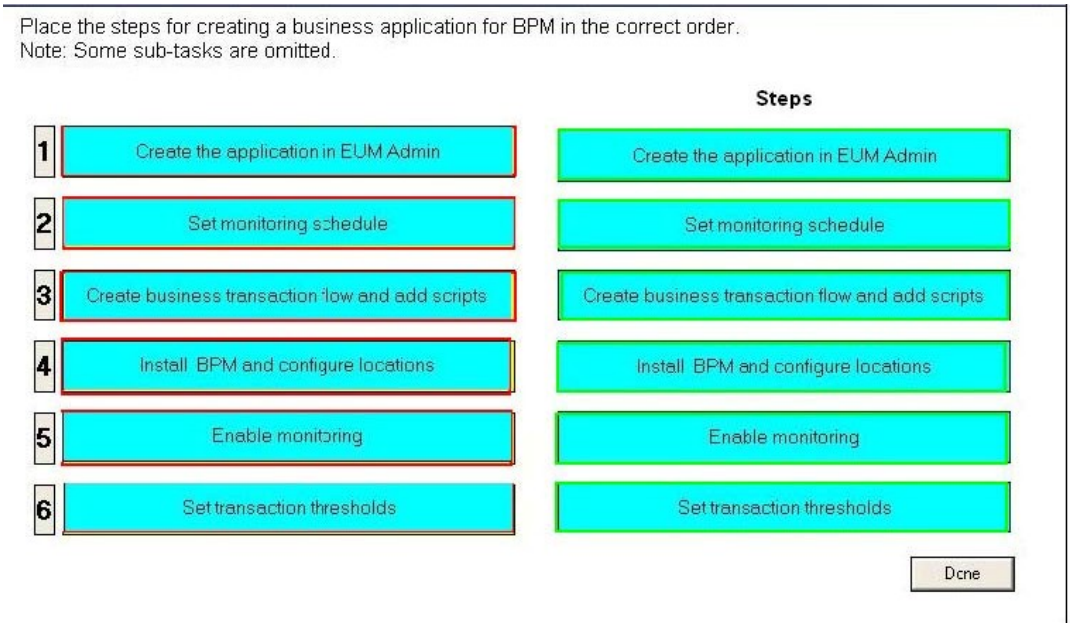

10.You want a BPM Virtual User Generator script to monitor performance, availability and produce alerts for transactions. What must you do to accomplish this?

A. Enable transaction breakdown in the Run-time Settings.

B. Always use correlation and fail the transaction if correlation fails.

C. Insert comments in the script to mark the start and end of the specific business process.

D. Ensure that each step of a script is contained within a transaction.

Answer: D