



ITTEST

QUESTION & ANSWER

Guías de estudio precisos, Alta tasa de paso!



Ittest ofrece información actualizada de forma gratuita en un año!

<http://www.ittest.es/>

Exam : HP2-Z07

**Title : Advanced Enterprise
Networking**

Version : DEMO

1.What is the minimum number of switch fabrics necessary to enable basic functioning of an S12508 switch?

- A.4
- B.6
- C.8
- D.12

Answer: B

2.Which types of 10GbE interfaces are supported by the S12500E switches? (Select two.)

- A. XFP
- B. CX4
- C. SFP
- D. X2
- E. SFP+

Answer: AE

3.What are the advantages of using SFP+ transceivers instead of X2 transceivers? (Select two.)

- A. larger buffer
- B. higher throughput
- C. higher port density
- D. lower power usage
- E. more cable options

Answer:C,D

4.What is the maximum number of I/O modules supported by a member of the S9500E family?


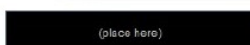

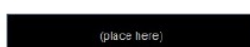
- A. 10
- B. 12
- C. 16
- D. 18

Answer:B

5.Match each Open Application Architecture (OAA) mode with the correct description.

mirror, host, redirect, pass-through

Descriptions

	The router sends copies of specific packets to the independent service system for processing and analysis. Packets are forwarded as usual.
	The independent service system has its own IP address and behaves as if it were a stub of the network.
	The router forwards specific packets directly to the independent service system, which determines if they should be forwarded or discarded.
	The independent service records and analyzes all traffic and sometimes modifies packets to fulfill a function.

6.Match each H3C switch model with the correct positioning.

Switch models	Positioning
(place here)	access layer
(place here)	building or department enterprise core, data center top-of-rack
(place here)	high-density aggregation or access layers

7.Which switch provides the highest 10GbE port density in a 1RU platform?

- A. S5800-60C-PWR
- B. S5800 Gigabit Stackable
- C. S5820X-28S
- D. S7500E

Answer:C

8.A customer requires full wire speed performance from an S12508 switch provisioned with 48-port gigabit LPUs in all slots. How many switch fabrics are necessary to fulfill this requirement?

- A. 4
- B. 6
- C. 8
- D. 12

Answer:C

9.Match each H3C switch model with its description.

S7500E	S12500	S9500E
Switch models	Descriptions	
(place here)	multi-purpose switch suitable for mid-sized core, distribution, and edge layers	
(place here)	designed to support High Speed Computing Applications and large-scale Data Centers	
(place here)	well-suited to campus core and distribution layers, as well as mid-sized Data Centers	

10.Which software feature is available on the Advanced I/O modules for the 9500E switches, but is not available on the Standard I/O modules?

- A. IRF
- B. BFD
- C. VPLS
- D. MPLS

Answer:C