



# ITTEST

QUESTION & ANSWER

Guías de estudio precisos, Alta tasa de paso!



Ittest ofrece información actualizada de forma gratuita en un año!

<http://www.ittest.es/>

**Exam** : **HP2-Z25**

**Title** : **Delta - Implementing HP  
Network Technologies**

**Version** : **Demo**

1.What are HP Cloud Maps?

- A. HP software that automates routine IT tasks within a cloud environment
- B. HP business best practices that help organizations transition from traditional computing to cloud computing
- C. HP templates that make applications such as Oracle and Microsoft SharePoint ready for push-button deployment
- D. HP information management technology that helps users analyze location-based data often found in large data sets

**Answer: C**

2.HOTSPOT

Match each IMC module to the correct description.

Implements policies for environments that support "bring your own device" (BYOD)

User Behavior Module (UBM) ▼

User Behavior Module (UBM)  
Service Operation Manager (SOM)  
Endpoint Admission Defense (EAD)  
User Access Manager (UAM)  
Branch Intelligent Management Software (BIMS)

Prevents devices infected with malware from spreading the infection to other devices on the network

User Behavior Module (UBM) ▼

User Behavior Module (UBM)  
Service Operation Manager (SOM)  
Endpoint Admission Defense (EAD)  
User Access Manager (UAM)  
Branch Intelligent Management Software (BIMS)

Detects and eliminates threats in HTTP, FTP, and SMTP connections

User Behavior Module (UBM) ▼

User Behavior Module (UBM)  
Service Operation Manager (SOM)  
Endpoint Admission Defense (EAD)  
User Access Manager (UAM)  
Branch Intelligent Management Software (BIMS)

Securely manages customer premise equipment (CPE) in wide area networks (WANs)

User Behavior Module (UBM) ▼

User Behavior Module (UBM)  
Service Operation Manager (SOM)  
Endpoint Admission Defense (EAD)  
User Access Manager (UAM)  
Branch Intelligent Management Software (BIMS)

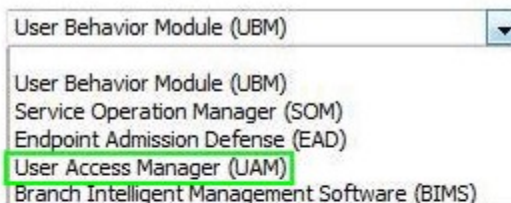
Helps manage the entire IT lifecycle

User Behavior Module (UBM) ▼

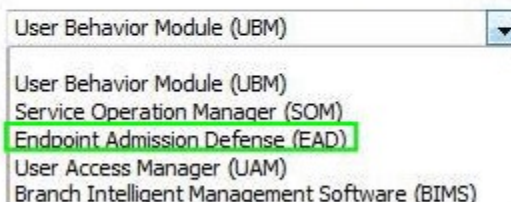
User Behavior Module (UBM)  
Service Operation Manager (SOM)  
Endpoint Admission Defense (EAD)  
User Access Manager (UAM)  
Branch Intelligent Management Software (BIMS)

**Answer:**

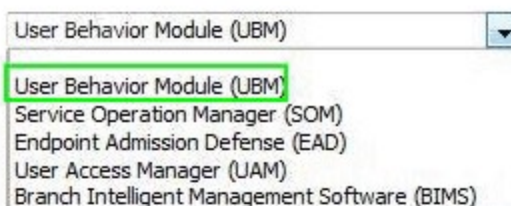
Implements policies for environments that support "bring your own device" (BYOD)



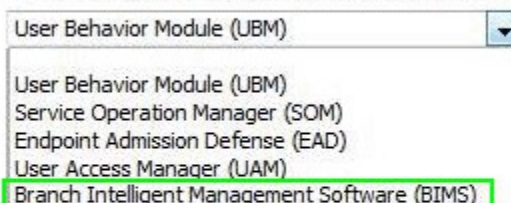
Prevents devices infected with malware from spreading the infection to other devices on the network



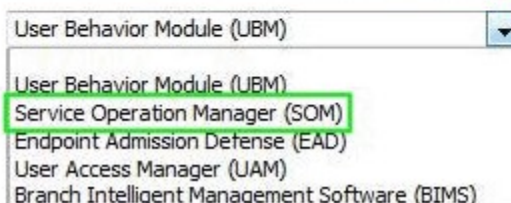
Detects and eliminates threats in HTTP, FTP, and SMTP connections



Securely manages customer premise equipment (CPE) in wide area networks (WANs)



Helps manage the entire IT lifecycle



**Explanation:**

Implements policies for environments that support 'bring your own device' (BYOD) - User access manager (UAM)

Prevents devices infected with malware from spreading the infection to other devices on the network–Endpoint Admission Defense (EAD)

Detects and eliminates threats in HTTP, FTP, SMTP connections – User Behavior Module

Securely manages customer premise equipment (CPE) in wide area networks (WANs) – Branch Intelligent Management Software (BIMS)

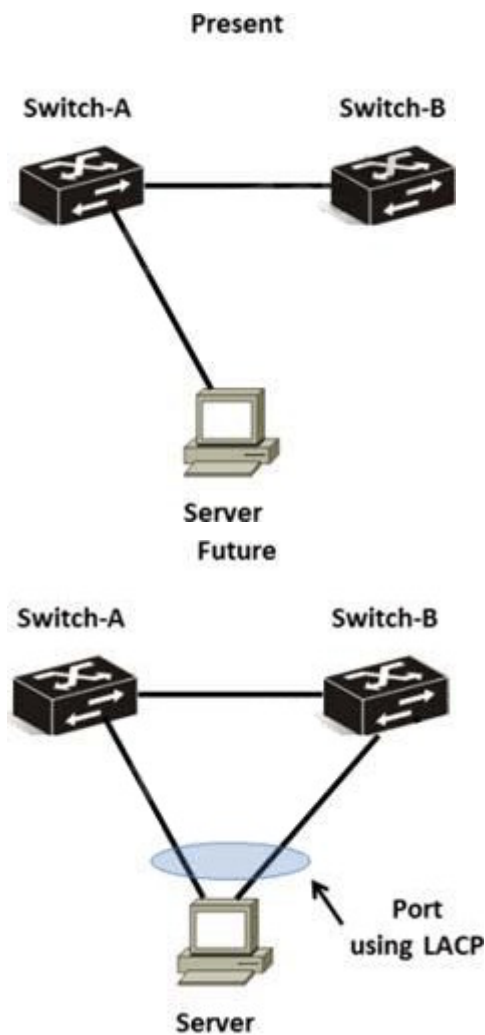
Helps manage the entire IT lifecycle – Service operation Manager (SOM)

3.Which FlexArchitecture component uses Virtual Connect in blade server systems?

- A. FlexFabric
- B. FlexDataCenter
- C. FlexCampus
- D. FlexManagement

**Answer: A**

4.Refer to the network exhibit.



A network administrator has a server with a single link to the network

The company is concerned about redundancy and wants to implement a solution like that shown in the right-hand side of the diagram.

Which solution meets the company's needs?

- A. HP Comware or HP Provision switches using IRF
- B. HP Comware switches using IRF only
- C. HP Comware switches using meshed IRF or meshed stacking
- D. HP Comware switches using distributed trunking only
- E. HP Comware switches using distributed trunking or IRF

**Answer: E**

5.A network administrator views this message on the console of an HP Comware switch:

```
%Apr 29 13:22:54:969 2012 Comware-2 RM/3/RMLOG:OSPF-NBRCHANGE: Process 1, Neighbor 10.1.100.1(Vlan-interface100) from Loading to Full
```

What is the significance of this message?

- A. The switch has shared routes with the DR
- B. The switch has become the BDR
- C. The switch has received routes from a DROTHER

D. The switch has become the DR

**Answer: B**